


REVISIONS			
LTR	DESCRIPTION	DATE	APPROVED

P4 CONNECTOR TO PET

J4 RECREATED EDGE PINHEADS

J50 RIBBON CABLE HEADER



ALL EVEN PINS GROUNDED

ALL EVEN PINS GROUNDED

J7 HEADER PAGES WITH CRT CABLE

- 1 VIDEO TO PET CRT
- 2 GND
- 3 VERT DRIVE TO PET CRT
- 4 GND
- 5 HORIZ DRIVE TO PET CRT
- 6 GND
- 7 GND

P7H CABLE TO PET MAIN LOGIC BOARD

- 1 VIDEO DRIVE FROM PET (YELLOW)
- 2 GND
- 3 VERT DRIVE FROM PET (ORANGE)
- 4 GND
- 5 HORIZ DRIVE FROM PET (GREEN)
- 6 GND
- 7 GND

25

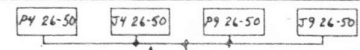
TOLERANCES UNLESS OTHERWISE SPECIFIED			MICRO TECHNOLOGY UNLIMITED
FRACTIONS	DEC	ANGLES	
			K-1007-2 CONNECTOR BOARD
APPROVALS	DATE		
DRAWN <i>DBC</i>	<i>4-8-80</i>		
CHECKED		SCALE	SIZE
			DRAWING NO. C 02-00001-009
DO NOT SCALE DRAWING			SHEET 1 of 1

P4

24	GROUND	1	J4	25
24	NMI			24
23	RD7			23
22	RES			22
21				21
20				20
19	SELB			19
18	SELA			18
17	SEL9			17
16	SEL8			16
15	SEL7			15
14	SEL6			14
13	SEL5			13
12	SEL4			12
11	SEL3			11
10	SEL2			10
9	RD7			9
8	RD6			8
7	RD5			7
6	RD4			6
5	RD3			5
4	RD2			4
3	RD1			3
2	RD0			2
1	GROUND	1		1

P4

25	GROUND	1	J9	25
24	BRW			24
23	BRW			23
22	CR2			22
21	DIAG			21
20	IR0			20
19	SYNC			19
18	BA15			18
17	BA14			17
16	BA13			16
15	BA12			15
14	BA11			14
13	BA10			13
12	BA9			12
11	BA8			11
10	BA7			10
9	BA6			9
8	BA5			8
7	BA4			7
6	BA3			6
5	BA2			5
4	BA1			4
3	BA0			3
2	BA0			2
1	GROUND	1		1

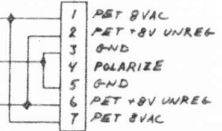


REVISIONS		
LTR	DESCRIPTION	APPROVED

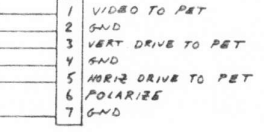
J50

60	
59	
58	
57	
56	
55	
54	
53	
52	
51	
50	
49	
48	
47	
46	
45	
44	
43	
42	
41	
40	
39	
38	
37	
36	
35	
34	
33	
32	
31	
30	
29	
28	
27	
26	
25	
24	
23	
22	
21	
20	
19	
18	
17	
16	
15	
14	
13	
12	
11	
10	
9	
8	
7	
6	
5	
4	
3	
2	
1	

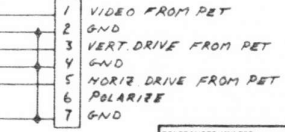
J51



P7H (HOLE PATTERN 0.200 CTRS., .010 HOLE ID., .100 RAD OD.)



J7



TOLERANCES UNLESS OTHERWISE SPECIFIED	
FRACTIONS DEC ANGLES	
±	±
APPROVALS	DATE
DRAWN: D B CAK	1-11-80
CHECKED	

MICRO TECHNOLOGY UNLIMITED	
K-1007-3 NEW PET INTERFACE BOARD	
SCALE	SIZE C
DRAWING NO. 02-00001-010	SHEET
DO NOT SCALE DRAWING	

26